

44.44 Rods to Sec Line

SHAH E.
ESSELBURN

EDMUND L. OSBUN.

STONE
S 88° W
28.87
175 Rods

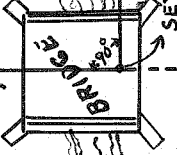
S 1/2 OF 125.4
76 Rods

19 A
100




GED. FICKLE 7/10 A.

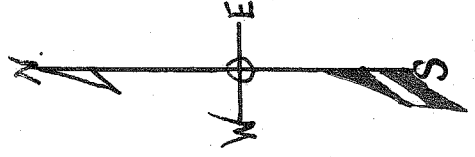
N 34° 30' W
178.5
W. 06.7 A



108.1'
SET SCREW IN PLANK



DRY RUN



CHAS. DEVIES.

WOODVILLE ROAD
1/4 SEC. LINE

SURVEY OF CHAS. DEVIES
TO GED. FICKLE.

PT OF NE 1/4 OF S 34
MADISON TWP RICHLAND CO.

*Transferred to 29" x 29" Sheet
April 24 1935 By Harry J. Stummacher*